



The Style & Beauty Doctor

Fashion and Beauty How-Tos from
Stylist and Makeup Artist Danielle Gray



[Home](#)

[Ask Danielle](#)

[Beauty Health Makeup & Hair](#) ▾

[Dressing for Your Body](#) ▾

[Fashion](#)

Recent Posts

Tue, Feb 2 2010 | 7 Comments

 [Email This Post](#)  [Print This Post](#)

Brow Tips from The Brow Diva Deanna Netti-Cahill

By: Danielle

.....

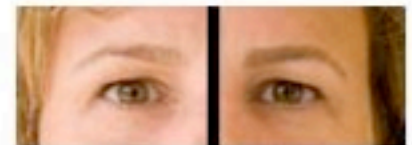
Your brows are an important part of what makes or breaks your makeup looks. If done right they can make you look younger and more alert, but if done wrong can age you and make you look tired. Que fea. No bueno.

Thankfully, Deanna Netti-Cahill aka '[The Brow Diva](#)' popped in to give us some brow tips. **The Brow Diva** specializes in brow shaping at her salon in Rochester, NY and also has a line of brow gels, powders, and mascaras available in several shades (including shades for redheads) to help keep your eyebrows in tip-top shape.

Brow Base Available in 6 colors



jane light warm brown
a universal warm tone | for soft blonde and honey hair tones | anyone who doesn't need much darkening

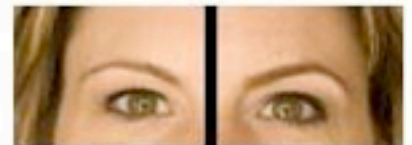


Before

After



katharine medium warm brown
golden brown with a hint of amber | warm chestnut brunettes and all medium to dark golden redheads




Before

After



sophia medium cool brown
most brunettes, dark blondes and soft black hair | marvelous neutral shade for darker skin tones that would not need the intensity of lena | neutral tone that add a touch of depth

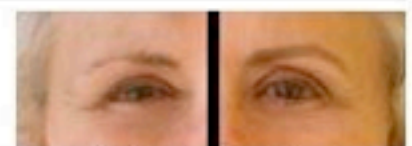


Before

After



jean light cool brown
universal cool tone | grey hair and platinum blondes | anyone who needs to build up the brow without darkening




Before

After



lena soft black
excellent color for darker skin tones, true raven black hair and salt and pepper hair

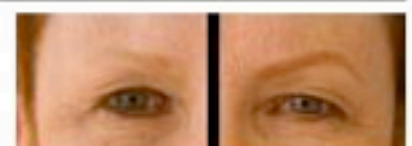


Before

After



rita soft red
cool/neutral red tone | for the "hard to match" redheads with that cool auburn tone | light red to dark red hair



Before

After



Brow Mascara SRP \$20.00

A matte, tinted gel formulated specifically for use in the brow area. Through altering the color of the brow hair itself, this product is perfect for covering gray hair, softening dark hair, or giving a touch of color to pale brows. Brush on brow hair in the direction of the hair growth (upward and outward), using the tip of the wand to apply color on the skin to fill in sparse areas. Available in 4 colors.



Brow Control SRP \$20.00

A clear, silky gel that keeps unruly brow hairs in place all day. Brush on brow hair in the direction of hair growth, upward and outward in a soft sweeping motion for flake-free control.



Brow Base SRP \$25.00

A wax based product that is a must have for anyone suffering from sparse brows. May be used alone or in conjunction with other Brow Diva products for more intense color. Apply the **Brow Base** onto the brow using the **Duo Brow Brush**. Use short light strokes starting closest to the nose, filling in sparse areas and places where new growth is desired. Soften application using the spooly end of the **Duo Brow Brush** for natural, soft cover. Available in 6 colors.



Brow Powder SRP \$25.00

A uniquely formulated powder that offers lasting color with the ease of sheer, soft application. This product is appropriate for all brow types. If you have naturally dense brows, this may be the only product you need. Using the angled end of the **Duo Brow Brush**, dab brush into powder and blend the powder into the brush by dabbing on the back of your hand. Apply to entire brow area using a light touch and short strokes starting at the base of your brow closest to the nose and blend up and out to naturally enhance your brow shape. Available in 6 colors.



Ultimate Highlighter SRP \$18.00

A sheer, matte cream works for *all* skin tones. This product provides a natural highlight to the brow bone and compliments your overall makeup look. Lightly dab beneath your brows with one finger, starting just before your arch, and blend outward. This product may also be used to highlight the inner corner of the eyes, the bridge of the nose, the cheekbones and even the cupid bow of your lips!



Duo Brush SRP \$19.00

A dual purpose brow brush featuring an angled side for perfect brow product application and a spooly side to blend brow color and to hold brow hair in place for precise trimming. Perfect for applying **Brow Base** and/or **Brow Powder**.

Deanna's Eyebrow Tips

1. Invest the money in getting your eyebrows sculpted! This is something you only need to do every few months (maintenance is much less expensive.) The last thing you want to do is go somewhere that doesn't specialize in brows and end up with a botched job. It can take 6 months to a year to fix a job that was done poorly by someone else. During this time, brows are a work in progress.
2. If you are between appointments and have a last minute date or special event and have to tweeze, tweeze only the obvious stray hairs and as few as possible! Use the Brow Diva products which are great for maintaining brows and keeping them looking clean between sessions.
3. A brow powder is the most important and universal product—key to have on hand. Some things to know: The color should match or compliment brow hair color. Less is more!! Apply with an angle brush at the arch and extend to the end of the brow. Apply what's left on the brush to the inner part of the brow.
4. BEWARE!! A common mistake many people make (including many waxers) is over tweezing the area between your eyes. Keeping your brows longer on the inside makes your eyes look bigger, more polished, and makes your brows look longer.
5. The perfect brows are not too thin and not too thick. It is the middle ground you want to aim for. We are born with a natural canvas that an eyebrow artist can sculpt into its optimal shape. The arch also has a natural place that can be defined by the experienced brow sculptor. Do not try to make any shape changes on your own!

The **Brow Diva** studio is located at 3025 Monroe Avenue, Suite 103 Rochester, NY 14618

A first-time brow sculpting with the Diva starts at \$50.00. For a list of studio services and prices, please visit www.browdiva.com

Related Posts:

- [Raise a Brow](#)
- [Top Ten Makeup Mistakes](#)
- [Are You Guilty of a Makeup Faux Pas?](#)
- [MAC All Ages, All Races, All Sexes Collection](#)
- [Urban Glamour New Year's Resolutions: Get Beautiful Brows](#)
- Powered by [Contextual Related Posts](#)